



## POPULATION (South Eastern NSW/Australia)



**25,806** people are identified as Aboriginal and Torres Strait Islander  
 = **4.2%** of total population for the region (**higher than NSW and Australian average proportions**)

### Life expectancy at birth:



Males = **9.3 years lower** than non-Aboriginal males (70.9 vs 80.2)  
 Females = **7.6 years lower** than that of non-Aboriginal females (75.9 vs 83.5)

## SOCIAL DETERMINANTS (South Eastern NSW/Australia)

Unemployment rate **> 2.5 x higher** than non-Aboriginal people



**3 x more likely** to have significant disability than non-Aboriginal people



**41.3%** of Aboriginal school children in Australia are developmentally vulnerable in at least one domain of childhood development compared to 20.4% for non-Aboriginal children



**Significantly more likely** to be residing in overcrowded households compared to non-Aboriginal people

## HEALTH STATUS (AUSTRALIA/NSW)

**67.8%** of Aboriginal adults in NSW were either obese or overweight



**31.3%** of Aboriginal adults in NSW had high or very high levels of psychological distress



**32.1%** of Aboriginal adults were current smokers in NSW



**52.3%** Aboriginal persons aged 14 and over reported having used an illicit drug in their lifetime in Australia

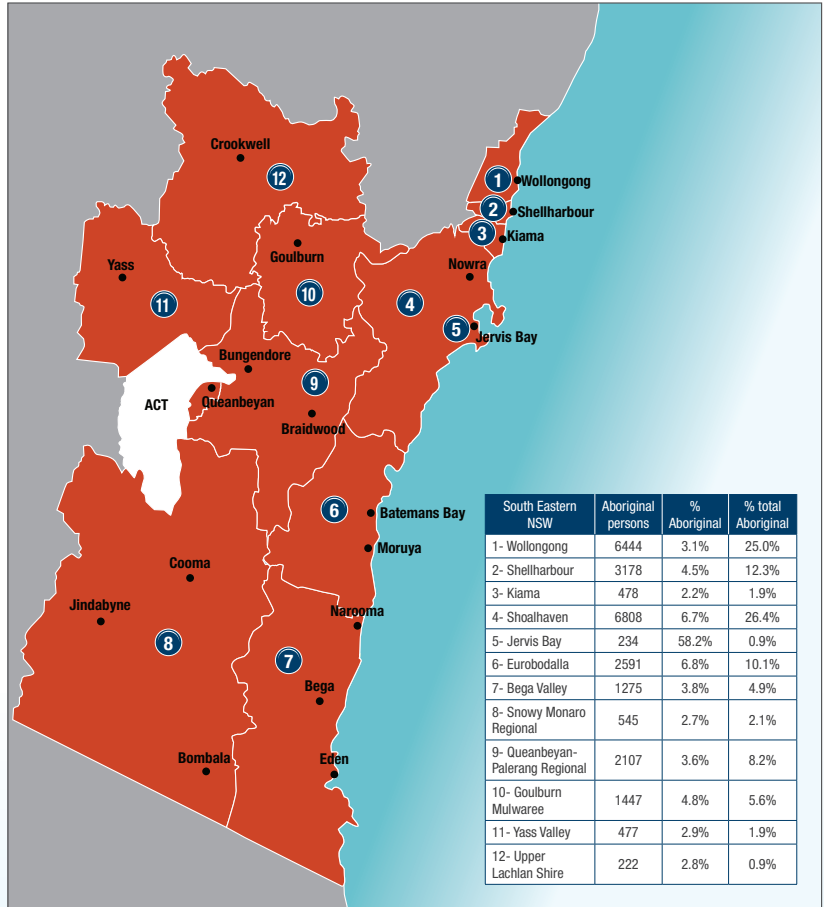


## MATERNAL HEALTH (South Eastern NSW)

Proportions of low birth weight babies and preterm births was **significantly higher** in Aboriginal mothers compared to non-Aboriginal mothers



Significantly **higher proportion** of Aboriginal mothers were found to be smoking during pregnancy compared to non-Aboriginal mothers




## MORTALITY (NSW)

**Biggest causes of death:** heart disease, cancer, respiratory system diseases, injury and poisoning, and endocrine disease related deaths



## HEALTH SERVICE UTILISATION (South Eastern NSW)

All-cause hospitalisation rates **> 1.9 x higher** than non-Aboriginal people



Total potentially preventable hospitalisation rates were **2.4 x higher** than non-Aboriginal people in NSW

Aboriginal health assessment (MBS item 715) uptake remains **lower** than Australian and NSW average figures

## KEY HEADLINE INDICATORS (South Eastern NSW)

### Immunisation (Dec 2019 figures)

1 year = **94.3%** (**higher than Australian national rate but lower than South Eastern NSW PHN non-Aboriginal rates for same age**)  
 2 year = **93.2%** (**higher than Australian national rate, NSW state and South Eastern NSW PHN non-Aboriginal rates for same age**)  
 5 year = **98.4%** (**higher than Australian national rate, NSW state, and higher than South Eastern NSW PHN non-Aboriginal rates for same age**)



### National Breast Cancer Screening Program (2017-18 figures):

**43.1%** of the eligible Aboriginal women participated in program (**lower than the all population figures for eligible women in South Eastern NSW PHN**)



Note: In this report the term Aboriginal respectfully refers to persons identified as Aboriginal and/or Torres Strait Islander. Additionally different time periods are applicable for different indicators illustrated in this snapshot.