



POPULATION (South Eastern NSW/Australia)



25,806 people are identified as Aboriginal and Torres Strait Islander
= **4.2%** of total population for the region (**higher than NSW and Australian average proportions**)

Life expectancy at birth:



Males = **9.3 years lower** than non-Aboriginal males (70.5 vs 79.8)
Females = **8.5 years lower** than that of non-Aboriginal females (74.6 vs 83.1)

SOCIAL DETERMINANTS (South Eastern NSW/Australia)

Unemployment rate **> 2.5 x higher** than non-Aboriginal people



3 x more likely to have significant disability than non-Aboriginal people



42.1% of Aboriginal school children in Australia are developmentally vulnerable in at least one domain of childhood development compared to 22% for non-Aboriginal children



Significantly more likely to be residing in overcrowded households compared to non-Aboriginal people

HEALTH STATUS (AUSTRALIA/NSW)

61% of Aboriginal adults in NSW were either obese or overweight



23.3% of Aboriginal adults in NSW had high or very high levels of psychological distress



28.5% of Aboriginal adults were current smokers in NSW



54.7% Aboriginal persons aged 14 and over reported having used an illicit drug in their lifetime in Australia



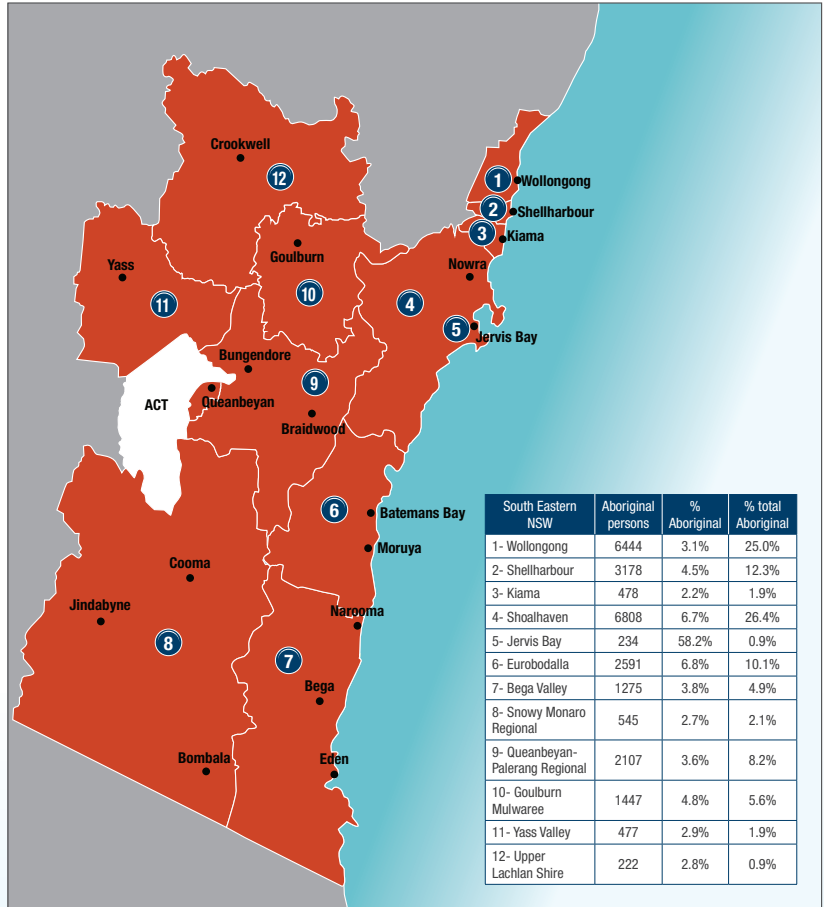
MATERNAL HEALTH (South Eastern NSW)



Proportions of low birth weight babies and preterm births was **significantly higher** in Aboriginal mothers compared to non-Aboriginal mothers



Significantly **higher proportion** of Aboriginal mothers were found to be smoking during pregnancy compared to non-Aboriginal mothers



MORTALITY (NSW)

Biggest causes of death: heart disease, cancer, respiratory system diseases, mental and behavioural disorders and injury, and poisoning deaths




Infant mortality rates estimated to be **> 1.5 x higher** than the rates in non-Aboriginal people



HEALTH SERVICE UTILISATION (South Eastern NSW)

All-cause hospitalisation rates **> 1.9 x higher** than non-Aboriginal people



Total potentially preventable hospitalisation rates were **2.3 x higher** than non-Aboriginal people in NSW

Aboriginal health assessment (MBS item 715) uptake remains **lower** than Australian and NSW average figures

KEY HEADLINE INDICATORS (South Eastern NSW)

Immunisation (2016-17 annual figures)



1 year = **95.1%** (**higher than Australian national rate and similar to South Eastern NSW PHN non-Aboriginal rates for same age**)

2 year = **90.9%** (**higher than Australian national rate but lower than South Eastern NSW PHN non-Aboriginal rates for same age**)

5 year = **96.2%** (**higher than Australian national rate and higher than South Eastern NSW PHN non-Aboriginal rates for same age**)

National Breast Cancer Screening Program (2015-16 annual figures):

38.2% of the eligible Aboriginal women participated in program (**lower than the all population figures for eligible women in South Eastern NSW PHN and similar to the NSW state average rates for eligible Aboriginal women**)



Note: In this report the term Aboriginal respectfully refers to persons identified as Aboriginal and/or Torres Strait Islander. Additionally different time periods are applicable for different indicators illustrated in this snapshot.